



2ND CAVALRY REGIMENT DRAGOONS



WELCOME PACKET



We are Dragoons

Forged for War

On the Frontier's Edge

Always Lethal



Culture and Climate

- MEASURE:
- Retention Rates
 - Command Climate Survey Results
 - Incidents of Misconduct
 - Awards and Recognitions
 - Equal Opportunity Reports

Every Dragoon in 2CR will have a profound sense of purpose, belonging, and respect, coupled with clear and open communication with their leaders.

A strong, positive culture and climate are essential for fostering morale and operational effectiveness within the Regiment



Build Community

- MEASURE:
- Participation in Unit Events
 - SFRG Involvement
 - Community Program Surveys
 - Support Service Usage Rates
 - Sponsorship Program Effectiveness

In 2CR, every Dragoon should feel a strong sense of connection to the team. Whether they chose us or were chosen by us, they feel like a valued member of this community.

Building a strong community is crucial for enhancing resilience, support networks, and overall unit cohesion



Readiness

- MEASURE:
- Personnel Readiness Levels
 - Equipment Operational Rates
 - Supply Chain Metrics
 - Training Readiness Rates
 - Mission Readiness Exercises

2CR must be fully READY to deploy RAPIDLY to any theater and fight decisively to create the maneuver space necessary for follow-on forces.

Maintaining high readiness levels across all domains is crucial for the Regiment's rapid deployment and mission success



Integrate New Dragoons

- MEASURE:
- New Soldier Sponsorship Programs
 - Onboarding Process Completion
 - Retention Rates of New Soldiers
 - Mentorship Program Participation
 - Initial Performance Evaluations

Establish trust quickly during integration and reception. This ensures that every Dragoon feels part of the team from day one, ready to contribute effectively to our mission and build strong relationships within the unit.

Successful integration of new Soldiers ensures they quickly become effective, cohesive, and contributing members of the unit



Leader Development

- MEASURE:
- Professional Military Education (PME)
 - Leadership Training Exercises
 - Feedback from the team
 - Promotion Rates
 - Participation

"Iron sharpens iron." In 2CR, we create competent and confident leaders. We ensure every Dragoon becomes the best version of themselves through comprehensive leader development programs.

Developing strong leaders is vital for effective decision-making, discipline, and mission success in complex environments



Compete and Win

- MEASURE:
- Performance in Training Exercises
 - Operational Mission Success Rates
 - Combat Readiness Evaluations
 - Competition Results
 - Feedback from Higher Commands

Our success reassures our allies and deters our adversaries, showcasing our readiness and capability to dominate on the battlefield. This commitment to excellence is non-negotiable and integral to our mission.

Demonstrating the ability to compete and win reinforces the Regiment's credibility and effectiveness in strategic operations



Innovate

- MEASURE:
- Innovation Awards and Recognitions
 - Implementation of New Technologies
 - Process Improvement Initiatives
 - Feedback on Innovation Programs
 - Participation in Innovation Workshops

In 2CR, we seek to find solutions that enhance our lethality and readiness. This is essential to keeping us one step ahead of our adversaries.

Fostering innovation ensures the Regiment remains adaptable, effective, and competitive in evolving operational environments



2d Cavalry Regiment Welcome Packet



Part One: Before Arrival

Welcome Letter	1
2d Cavalry Regiment Song	2
2CR Squadrons	3
2CR Squadron Breakdown	4
2CR Regiment/Squadron Contact List	5
Total Army Sponsorship Program	6
TASP FAQ	7
Command Sponsorship	8
Special Issuance Passports	9

Part Two: Arrival

The Patriot Express	10
Pets and Service Animals	11
Pet Travel Fees and Canine Classes	12

Part Three: USAG Bavaria

Housing	13
Temporary Lodging	14
Education – Schools	15
Education – CYS	16
Vehicles Overview	17
Vehicle Registration and Regulation	18
Driving Requirements	19
Driving Requirements, continued	20
ESSO, Motorcycles, Car Repairs	21
Rules of the Road	22
Communication – Cell Phones	23
Communication – Mail	24
APO, AE and German mail/parcels	25
Finances – OHA and MIHA	26
Finances – German banks and tax	27
Finances – Buy a Car, Insurance	28

Part Four: Life in Germany

Recycling	29
SFRG	30
Medical	31
Retail Shopping and Greetings	32
Traveling	33
Traveling, cont.	34
Spouse Employment and Education	35
B.O.S.S.	36
Installation Contacts	37

Part Four: Misc.

Packing	38
Essential Documents to Bring	39
2CR PCS Checklist	40-42

U.S. Army Garrison Bavaria Newcomers Page:

<https://home.army.mil/bavaria/index.php/newcomers>

Disclaimer - This is not an official publication, and does not imply endorsement of the entities discussed herein by 2d Cavalry Regiment or the U.S. Army. This material serves only to inform incoming Soldiers of available on- and off-post community resources.





DEPARTMENT OF THE ARMY
2D CAVALRY REGIMENT
ROSE BARRACKS, GERMANY
APO, AE 09112



Welcome Dragoon,

Welcome to the 2d Cavalry Regiment (2CR) Family! We, the 83rd Regimental Commander COL Donald R. Neal, Jr. and the 35th Regimental Command Sergeant Major Dennis Doyle, are pleased to receive you and your Family into the Dragoon Family. 2CR is the Army's oldest continuously serving active-duty regiment – proudly serving the nation since 1836! Your upcoming assignment here is not just another duty station, but a chance to be part of a tight-knit community deeply rooted in tradition.

Today, 2CR is stationed at Rose Barracks in Bavaria, Germany. Bavaria is a premier location – immersed in history, culture, and natural beauty – that offers an endless variety of adventures for single Soldiers and Families alike. You will always remember your European experiences!

We are the Army's only forward-stationed Stryker Brigade, poised on freedom's frontlines, **ALWAYS READY** to fight and win! 2CR provides U.S. Army Europe and Africa with a lethal and agile force **Forged for War**, always ready for rapid deployment across the European Theater. Positioned **On the Frontier's Edge**, we stand vigilant, prepared to secure our allies and deter our adversaries. When duty calls, we are **Always Lethal!** This relentless commitment ensures that we are ready to defend the NATO alliance with precision and strength.

Sponsorship is important to you and to our team. Before you arrive, your assigned Sponsor will reach out to you and assist you with your move. Please provide the best contact methods on your Sponsorship Form, DA Form 5434 Section 2. You can also find information and step-by-step instructions at the USAG Bavaria website.

Within this 2CR Welcome Packet is information to guide you through your arrival and acclimation into the Dragoon Family. A PCS move outside of the continental United States is a challenge for Soldiers and Families, but also a fantastic opportunity!

We look forward to welcoming you to our outstanding Dragoon team!

Dennis A. Doyle
Command Sergeant Major, U.S. Army
Command Sergeant Major

Donald R. Neal, Jr.
Colonel, U.S. Army
Commanding



REGIMENTAL SONG

We're gonna "Hit the Leather and Ride,"
take it all in our stride,
"Hit the Leather and Ride" all the way!
And though we're glad to know the envious are behind us,
they'll have to eat Cavalry dust just to find us!
Let every son of a gallopin' Yank jump in a saddle or tank,
"Hit the Leather and Ride" all the way!
Tho' we're strykerized, you'll recognize the outfit,
we're ridin' hell bent for leather today!

Squadrons of the Regiment

The 2d Cavalry Regiment (2CR) has a long history and can trace its lineage back to 1836. 2CR has the distinction of being the oldest, continuously serving Cavalry organization in the United States Army. The motto is **Toujours Pret**, which is French for “**Always Ready**.”

The 4,500 Soldiers of 2CR are called **Dragoons**. This term comes from the history of mounted infantry, who used horses for mobility but fought dismounted on foot. Remember your Regiment and follow your Officers.

The 2d Cavalry Regiment consists of seven Squadrons, each Squadron containing several Troops or Batteries.



1st Squadron
War Eagle, Infantry Squadron



2nd Squadron
Cougar, Infantry Squadron



3rd Squadron
Wolfpack, Infantry Squadron



4th Squadron
Saber, Cavalry Scouts Squadron



Field Artillery
Squadron
Hell, Artillery Squadron



Regimental Support
Squadron
Muleskinners, Support Squadron



Regimental
Engineering Squadron
Pioneer, Engineering Squadron





Regiment/Squadron Contact Information



2d Cavalry Regiment:

Staff Duty (+49) 09662-83-5035 / DSN 314-476-5035

Chaplain (+49) 09641-70-599-0403 / DSN 314-599-0403

Sponsorship Coordinator Mr. Norman Dine:

norman.r.dine.civ@army.mil

1st Squadron – War Eagles

Staff Duty (+49) 09641-70-599-3156 / DSN 314-599-3156

Chaplain (+49) 09641-70-599-3155 / DSN 314-599-3155

2nd Squadron – Cougars

Staff Duty (+49) 09641-70-599-1515 / DSN 314-599-1515

Chaplain (+49) 09641-70-599-1504 / DSN 314-599-1504

3rd Squadron – Wolfpack

Staff Duty (+49) 09641-70-599-3445 / DSN 314-599-3445

Chaplain (+49) 09641-70-599-3660 / DSN 314-599-3660

4th Squadron – Sabers

Staff Duty (+49) 09641-70-599-0213 / DSN 314-599-0213

Chaplain (+49) 09641-70-599-0230 / DSN 314-599-0230

Field Artillery Squadron – Hell

Staff Duty (+49) 09641-70-599-3077 / DSN 314-599-3077

Chaplain (+49) 09641-70-599-3071 / DSN 314-599-3071

Regimental Engineering Squadron - Pioneers

Staff Duty (+49) 09641-70-569-1306 / DSN 314-569-1306

Chaplain (+49) 09641-70-569-1308 / DSN 314-569-1308

Regimental Support Squadron – Muleskinners

Staff Duty (+49) 09641-70-599-3500 / DSN 314-599-3500

Chaplain (+49) 09641-70-599-3504 / DSN 314-599-3504



[@2ndCavalryRegiment](https://www.facebook.com/2ndCavalryRegiment)



[@2dcavalryregiment](https://www.instagram.com/2dcavalryregiment)

Pro Tip:

*If you are still in the U.S., you will dial the long staff duty or chaplain number to reach us.

-Enter the exit code: **011**

-Enter Germany's country code: **+49** (press the zero key for a few seconds and the zero will change to a plus sign)

-Enter the German area code **WITHOUT THE ZERO**:

Most common are **Vilseck (09662)**, which you will enter as **9662**, **Graf (09641)**, which you will enter as **9641**, and **Landstuhl** for medical (**06371**, which you will enter as **6371**)

-Enter the number listed.

-For example, to call 2CR Regiment Staff Duty, your keypad should look like this: **011+499662835035**

-DON'T BE ALARMED! German telephone numbers can range from 9-13 digits.

**If you are still in the U.S. and would like to use DSN-to- DSN calling:

-Using a DSN phone, Enter: **94**

-Enter the Europe DSN geographical code: **314**

-Enter the 7-digit number.

- For example, to call 2CR Regiment Staff Duty:

-The number you enter should look like this:

943144765035



Total Army Sponsorship Program

Hallo! Soldiers PCSing to 2CR will be sponsored prior to and upon arrival. Soldiers will need to use the Army Career Tracker's (ACT) Total Army Sponsorship Program to initiate the DA Form 5434 (Sponsorship Program Counseling and Information Sheet) and request a sponsor. Sponsorship is required to process permanent change of station orders. If you have not been contacted by your Sponsor, reach out to Mr. Norman Dine at norman.r.dine.civ@army.mil.

The Total Army Sponsorship Program, or TASP, mission is to help Soldiers, civilian employees, and their families better integrate into the U.S. Army, and to assist them when they transition to different units. Sponsorship applies to all active component Soldiers in ranks E-1 through O-6, according to [TASP REGULATION, ARMY REGULATION 600-8-8](#).

TASP ensures incoming Soldiers are assigned sponsors prior to reporting to their next duty station. Obtaining a sponsor reduces the stress of reporting to a new unit, enhances resiliency, and improves readiness among Soldiers and family members.



How to Request a Sponsor

Note: This cannot be completed until you've received notification from Human Resources Command.

Log on to <https://actnow.army.mil>.

1. Click the "Messages" dropdown menu, and then "DA Form 5434."
2. Click "Create New Form."
3. Fill out all applicable sections (Sections 1, 2, 4, and 5).
4. Once completed, your sponsor will be notified and can begin providing you the information to better assist you in your move.
5. If your sponsor changes, you will receive notifications in the "Messages" section in ACT.

For essential information on sponsorship and check-in procedures, please speak with your Sponsor or Sponsorship Coordinator.

*Individual users are unable to see the sponsorship features on the Army Career Tracker, or ACT, website unless you are on assignment instructions, or you have been assigned as either a sponsor or unit sponsorship coordinator.

****Upon arrival in-country, you will always be met by your Sponsor. If you're arriving via Patriot Express, your Sponsor will meet you after you get off the bus at BLDG 244 in Graf. If you're approved for traveling via commercial air (O-6 memo, ETP), your Sponsor will meet you in Nuremburg, Munich, or Frankfurt. Please provide detailed instructions to your Sponsor so that we are tracking your arrival.**



Total Army Sponsorship Program FAQ

WHY CAN'T I SEE THE SPONSORSHIP PAGE?

If you received assignment instructions and still do not have a sponsorship tab on the ACT website, please contact the local office that issued your PCS orders and ask them to register your assignment in ACT.

WHERE CAN I LOCATE THE DA FORM 5434

The DA Form 5434 is located under "Sponsorship" and can be accessed via the following sponsorship subpages:

DA Form 5434

DA Form 5434 (Early Access)

I HAVE COMPLETED THE NECESSARY SECTIONS OF THE DA FORM 5434. WHY AM I STILL RECEIVING A NOTIFICATION THAT IT HAS NOT BEEN COMPLETED?

Users will continue to receive notifications stating that their DA Form 5434 is incomplete under the following conditions:

A Sponsor has completed section 3, however sections 1, 2, 4, or 5 are still pending completion by the incoming Soldier.

An incoming Soldier has completed sections 1, 2, 4, and 5, however the assigned Sponsor has yet to complete section 3.

IF MY ASSIGNMENT HAS CHANGED, DO I HAVE TO RECREATE MY DA FORM 5434?

If the original orders have been canceled or revoked, the incoming Soldier will have to create a new DA Form 5434 once a new assignment is provided by Human Resources Command.

WHO IS MY ASSIGNED SPONSOR?

Once you are assigned a sponsor, you'll receive a welcome letter from your Sponsorship Coordinator, which includes your assigned Sponsor and their contact information.

Additionally, you can view information about your sponsor in section 3c of your DA Form 5434.

IS THERE AN OPTION FOR ME TO UPLOAD INFORMATION TO THE DA FORM 5434?

Currently, there is no option to upload information to the DA Form 5434.

WHO CAN I CALL IF I HAVE QUESTIONS?

You can call your Sponsor or the Regiment's TASP Coordinator at DSN (314) 599-0018 or +49 (0) 172 3773322.

Requesting Command Sponsorship

Requesting command sponsorship will ensure that your eligible dependents may accompany you to your overseas tour with full military benefits, including but not limited to travel allowances, cost-of-living allowances, Household Goods eligibility, non-barracks housing, non-Space-A DoDEA school and Military Treatment Facility eligibility, as well as employment opportunities for spouses and eligible dependents. If your original orders do not list the family members you plan to bring overseas by name, you will need to request command sponsorship through your chain of command.

Your current chain of command can provide you with specific instructions regarding requesting command sponsorship. The instructions will include completing forms and medical examinations. The EFMP (Exceptional Family Member Program) forms can be downloaded from the internet or given to you by your personnel department or MPD. Once those forms are completed, submitted, and approved by your gaining command, HRC will issue amended orders that list your family members by name. Command sponsorship is not always approved. It is important to make alternative arrangements for family members who cannot accompany you.

How do I start the process?

For Soldiers located on/or near an Army post in the United States:

1. **Immediately upon being notified of a prospective PCS to 2CR**, Soldier should initiate a Family Member Travel Screening (FMTS) for all dependents via <https://efmp.army.mil/EnterpriseEfmp/>.
2. MPD Family Travel Office reviews DA Form 5888.
3. MPD Family Travel Office submits FMTS package to Military Treatment Facility (MTF) and EFMP Medical Director
4. EFMP Screening begins. Once complete, the MTF Case Coordinator sends the completed DA Form 5888 and 7246 to the losing MPD/MTF.
5. The losing MPD informs the Soldier on the outcome of the family travel screening and whether command sponsorship will be approved.
6. Soldier's travel orders are updated accordingly based on outcome of FMTS.

For Soldiers in remote areas, far from an MTF:

1. Soldier should contact the EFMP office in the closest Army MTF for guidance.

For Soldiers overseas, but family is in the United States:

1. Soldier contacts MPD at BLDG 244 on Graf.
2. Soldier Completes DA Form 5888.
3. EFMP office in Graf/Vilseck will forward information to EFMP Office in the U.S.
4. EFMP office in the U.S. will forward completed paperwork to EFMP office in Graf/Vilseck.

Remember

During overseas screening, the Army looks at individual needs and not a diagnosis to determine the best match between needs and projected assignment locations. The program recognizes the uniqueness of the individual, which is why every family must appear in person for the screening activity. **Remember**, EFMP is designed to help families accompany their sponsor to the right overseas duty locations, **NOT TO EXCLUDE THEM!**

The command sponsorship process can take 3 weeks – 3 months (and longer) depending on your unique situation.

We **STRONGLY RECOMMEND** that you do not bring your family to Germany before command sponsorship is approved. Your family will be ineligible for certain benefits afforded to command sponsored families.

Questions

For any questions, please contact the Grafenwoehr EFMP Office at DSN 590-3085, CIV +49 (0) 6371-9464-3085 or via email at usarmy.bavaria.medcom-bhc.list.gfw-efmp@health.mil.



Special Issuance Passport (SIP/No- fee Regular passport)

Special Issuance Passports (SIP) are issued to U.S. government employees, and when command sponsored, U.S. military dependents when they are traveling abroad at government expense. These passports are not valid for personal travel.

Dependents (who are U.S. citizens) traveling to USAG Bavaria will need an official passport with a Status of Forces Agreement (SOFA) stamp. Soldiers and family members will also need tourist passports to do any traveling outside of Germany.

The No-Fee passport has a blue cover and looks similar to a Regular or Tourist passport. On the last page of this passport, however, there is an endorsement which states, "This Passport is valid only for use in connection with the bearer's residence abroad as a member of the family of a member of the American Armed Forces on Active Duty outside the United States."

For passport inquiries for all military branches, except Marines in the U.S.

Commercial: (703) 545-0003 / 0004

Email: usarmy.pentagon.hqda.mbx.lsw-ppv-customer-service@mail.mil

More information can be located at <https://travel.state.gov/content/travel/en/passports.html>

Please also see **AE Reg 600-290 Passports and Visas**

How Do I Get A No-Fee Passport?

The SOFA passport can be applied for through a U.S. military passport agent/office and **MUST be obtained prior to overseas departure**. Non-U.S. citizen dependents must have a valid passport from their country of citizenship and a SOFA stamp.

Each dependent will need:

- Passport Application (DS-11 or DS-82, if renewing)
- 2 Passport Photos (2x2 inches)
- Proof of Citizenship (e.g., birth certificate, Consular Report of Birth Abroad, Naturalization Certificate, Certificate of Citizenship, Official passport [if renewing], Tourist Passport)
- Marriage certificate (for spouse); if previously married and divorced, all applicable marriage certificates and divorce decrees
- Sponsor's CAC and each Dependent ID (for photocopying)
- PCS Orders (which names dependents applying for no-fee passport)

Dependents under 16 years of age:

- Both biological/legal parents present to sign application
- If both biological/legal parents are not available, an original signed and notarized DS-3053, Statement of Consent: Issuance of a Passport to a Minor Under Age 16
- A copy of the Identification Card that was presented to the Notary by the other parent



PRO TIP

Visit <https://www.fcg.pentagon.mil/fcg.cfm> from a CAC-enabled computer to access the **Foreign Clearance Guide** for instructions on gaining a SOFA stamp for your non-U.S. citizen dependent(s). Click the link on the left-hand side of the page for **U.S. European Command (USEUCOM) > Germany**

The Patriot Express

The Patriot Express, also known as *the Rotator*, or *Cat B flight*, is a DoD contracted commercial charter flight, which provides international support to travelers and their families who are on official duty. The 618th Air Operations Center at Scott AFB, IL, schedules these flights on a reoccurring basis, both to and from AMC commercial airports and military passenger terminals. These flights offer an array of in-flight amenities and operate like commercial airlines.

Amenities will vary between the contracted airlines. Available meals and beverages are comparable to those offered in commercial airline business class. Special meals, such as Kosher, diabetic, vegetarian, and meals for children may be available when requested 24 hours in advance.

Most of you will travel to Germany on the Patriot Express (unless you have a signed O-6 memo or other approved exemption for a commercial flight). Patriot Express flights board at Baltimore Washington International Airport (BWI). You will fly into BWI to board the Patriot Express and typically must retrieve your luggage from baggage claim and then move over to the AMC Terminal to check in.

Once you arrive at Ramstein Air Base, you will in-process (about 2 hours) and then take the S-bus (Sponsorship Bus) to USAG Bavaria Grafenwoehr (an approximately 5-hour trip). You will arrive at the Tower Barracks Reception Center (BLDG 244) for a quick briefing from Military Personnel Division (MPD). Your Regimental Sponsorship Coordinator and Sponsor will already be there to greet you and assist you in getting to your new home, barracks, or hotel room.

Commercial Airport Arrivals

If your losing installation schedules you for a commercial flight into Nuremburg or Munich, you will have to coordinate your onward movement to Vilseck/Grafenwoehr – leverage your Sponsor.

IMPORTANT The bus movement from Ramstein AB to USAG-Bavaria is **ONLY** for Soldiers and Family Members arriving via the Patriot Express. Soldiers flying commercial **MUST** coordinate for their own transportation from Nuremburg, Munich, or Frankfurt to Rose Barracks.



Check-in at BWI

Passenger check-in begins 6 hours prior to departure at AMC commercial airport locations. If passengers do not elect to check-in early, the required show time is no later than 2 hours and 20 minutes prior to departure at BWI. If you are departing from a military installation, please check with the passenger terminal personnel for specific check-in times. These times are designed to ensure on-time departures.

Contact Information

For more information, visit the AMC Travel Website at <https://www.amc.af.mil/Home/AMC-Travel-Site> or contact your local Transportation Office, an AMC Passenger Terminal, or the AMC Commercial Airport location below:

Baltimore/Washington International Thurgood Marshall Airport (BWI)

(410) 918-6900 or DSN 243-6900

Toll-Free (877) 429-4262

Fax (410) 918-6932 or DSN 243-6932

Traveling with Pets

Patriot Express

Air Mobility Command (AMC) authorizes families traveling on PCS orders to transport pets on DoD-sponsored airlines. Pet space is very limited on Patriot Express flights and are offered on a first-come, first-served basis. **Soldiers flying Patriot Express should reserve pet space as soon as possible.**

Pets, for the purposes of travel, are dogs and cats only.

Pet shipments will be in conjunction with PCS moves only IAW DoDI 4515.13. Pets normally travel in the aircraft baggage hold area but may be accepted for shipment in the cabin area if they meet the requirements (e.g. service animals).

To book your pet's space, contact your local transportation office as early as possible. In general, families are usually limited to two pets. Owners with more than two pets must notify the transportation office at least 15 days prior to the flight to reserve any possible space. Owners must also accompany pets on any AMC flights and pay the transport fees (not reimbursable).

More information about traveling with pets can be found at:
<https://www.amc.af.mil/AMC-Travel-Site/AMC-Pet-Travel-Page/>

Commercial Flights

If you are flying commercial to Frankfurt, Nuremburg, or Munich, you should immediately contact with the 1) airline to register your pet as either carry-on baggage or excess baggage in the cargo hold and 2) your veterinarian to complete your pet's pet passport and ensure you have the correct transport container for your animal. You can reference the Lufthansa website to understand requirements for traveling with pets internationally <https://www.lufthansa.com/be/en/travelling-with-animals>.

BE AWARE

For those flying Patriot Express, be aware that the trip can be difficult for pets, as they will be caged for an extended period of time. Expect pets to be caged for ~2 hours prior to the flight, 8-10 hours on the flight, ~2 hours after the flight, and ~6 hours in the luggage hold of a bus from Ramstein to Grafenwoehr. Total expected cage time is around 18-22 hours with 2-3 bathroom breaks.

Service Animals



A recent memo to DoDI 4515.13 outlines the latest guidance on Service Animals and Service Animal Handler Responsibilities.

No later than 48 hours in advance of the date and time of departure, the service animal handler must provide the departing DoD passenger terminal with:

1. A signed Statement of Assurance (Template available at <https://www.amc.af.mil/AMC-Travel-Site/AMC-Pet-Travel-Page/>)
 1. Service animal handler's name, email address, and phone number
 2. Service animal user's name if different from the handler and phone number.
 3. Service animal name and description that includes appearance, height, and weight.
 4. Current service animal information
 1. Rabies vaccination date and date vaccination expires
 2. Other health, disease, or conditions such as fleas, ticks, or a disease that could endanger people or other animals
 3. Veterinarian's name and phone number
 4. Name and contact information of service animal trainer or training organization that provided training to do work or perform tasks for the service animal user
 5. The following statement: "I understand that if I knowingly make false statements on this document, I can be subject to Article 107 of the Uniform Code of Military Justice, or fines, or penalties.
 6. Signature and date

PRO TIPS

- Immediately contact your veterinarian and airline upon confirming you will travel with pets.
- Ensure that you arrive to the airport at least three hours early to pay for your animal and check him/her onto the flight.

Pets in Germany

Pet Travel Fees

Be prepared to pay associated fees. Fees are charged on a per-kennel/per-mission basis depending on the combined weight (pet and kennel).

- The combined weight of ≤ 70 lbs will be charged \$125 (one piece of excess baggage).
- The combined weight of 71-140 lbs will be charged \$250 (two pieces of excess baggage)
- The combined weight of 141-150 lbs will be charged \$375 (three pieces of excess baggage)

Note: Fees may change. Check with your transportation office for current fees. A pet and kennel weighing greater than 150 lbs combined will not be accepted for shipment.

Pets in Bavaria

When you land in Ramstein AB, head to the cargo location to pick up your pet. You may have to pay around €200 in international import fees.

Once your pet arrives in country, you will have 14 days to register them with your on-post Vet Clinic. This is a requirement even if you use an off-post veterinarian. If you are issued government-leased or on-post housing, you will also have to show proof of registration at the on-post Vet Clinic and notify the Housing Office of any pets.

For additional information contact the installation **Veterinary Treatment Facility**, Rose Barracks, Bldg. 222, DSN (314) 590-3888 or commercial +49(0) 6371 9464 3888



Canines: Class I & II

Class I canines are prohibited, and Class II canines are allowed with caveats.

CLASS I CANINES:

Pit Bull Terrier, American Staffordshire Bull Terrier, Tosa Inu, Bandog, and any dog mixed with Class I.

Class I canines are prohibited from entering and residing in Government Quarters within Germany. Any mixed breeds containing the bloodline of Class I are also prohibited. Any Soldiers or DoD Civilians owning a Class I canine will remove it from Bavaria immediately, with no exceptions, and at own expense.

CLASS II CANINES:

Alano, American Bulldog, Bullterrier, Bullmastiff, Cane Corso, Dog Argentino, Dogue de Bordeaux, Fila Brasileiro, Mastiff, Mastino Espaol, Perro de Presa Canario (Dogo Canario), Perro de Presa Mallorquin, Rottweiler, and any dog mixed with Class II.

Class II canines may be owned and brought into Bavaria, provided that the dog has a temperance test (not reimbursable) and is certified as peaceful by an authorized German Veterinarian. Any dog that fails this test must be removed.

Class II canines must be registered at the Office of Law and Public Order (Ordnungsamt) of their local community and with the post veterinary clinic. Failure to register may result in a large fine.

Housing

U.S. Army Europe policy for Family Housing is 100% mandatory assignment to government controlled/leased quarters on-and off-post. Grafenwoehr and Vilseck are a paired community. You will be housed within a 30-minute radius of the post you are assigned to.

Single, Unaccompanied, No Dependents?

E1-E6 will be assigned to UPH (barracks) on either Rose Barracks or Tower Barracks (Regimental Engineering Squadron). These quarters usually have a shared or private bedroom with either a shared or common bathroom.

E7 and above may qualify for an off-post, private rental if approved. Once approved, it is strongly recommended that you contact the Housing department on Graf before entering into any contract. Housing also maintains a listing of pre-approved landlords/properties. If you are not approved for off-post housing, you will reside in either Senior Enlisted Quarters (SEQ) or Bachelor Officers Quarters (BOQ), which are usually small, one-bedroom, furnished apartments with kitchenettes or a common kitchen per floor.

Single or Married, Unaccompanied, Have Dependents?

If you are eligible for stateside BAH for your stateside dependents, you will be assigned to an appropriate, rank-based barracks. Please see your unit/Squadron for more details.

Concurrent Travel

Concurrent Travel allows your family to accompany you to Germany. **Review your PCS orders to see if they reflect "Concurrent Travel" AND your family members' names.** Housing is available on/off-post to you with Concurrent orders.

Deferred Travel

If Deferred Travel is listed on your orders, it means that your family is not authorized to travel with you to Germany due to delays in the approval process. Once approved, your family may travel to Germany within 120 days after orders have been issued.

Points of Contact:

USAG Bavaria Housing Website: <https://home.army.mil/bavaria/housing>

Housing Office: CIV +49 (0)9641-70-526-4345; usarmy.bavaria.id-europe.mbx.dpw-hsg-customer-service@army.mil

Current Plane-to-Pillow Policy:

Up to **30 days before travel**, your Sponsor will add your family to the Housing Wait List with a copy of your concurrent orders.

7-10 days before your arrival, your Sponsor can send pictures and/or videos, at your request, of the two (2) home offers the USAG-B Housing office provides you based on family size, rank, and EFMP considerations. If you decline one offer, you will receive a second offer. If you decline the second offer, your chain of command may be informed.

This is current Garrison and 2CR Policy.

Need Temporary Home Goods?

Army Community Service (ACS) maintains lending closets on Rose and Tower Barracks! **Pots, pans, dishes, silverware, cooking utensils, mixers, coffeemakers, toasters, irons, microwaves, and more** are available for up to 60 days at the ACS lending closets. Please note the lending closets do not provide linens or booster/car seats. **Additionally, your sponsor can sign for a kit so the items available upon your family's arrival.**

Important detail! Bring bedding with you in your checked luggage. Neither government housing nor the lending closet provides bedding, so bringing it in your checked luggage ensures you have bedding when you arrive at your new house or barracks.

Lending Closet services are by appointment only. Call the ACS offices at the following numbers to schedule your appointment.

Rose Barracks, BLDG 322: +49 (0)9641-70-599-1101

Tower Barracks, BLDG 244: +49 (0)9641-70-526-4403



Temporary Lodging

Due to the current Garrison **Plane-to-Pillow policy**, most of you will NOT stay in a Temporary Lodging Facility (TLF); you will instead be transported directly into housing or the barracks. However, depending on your pre-approved circumstances, you may need to stay in one of the TLFs listed below:

Army Lodging Grafenwoehr (Tower Barracks)

Building 619

Grafenwoehr, Germany 92655

Phone +49 964-193-640 or DSN (314) 475-1700

Army Lodging Vilseck (Rose Barracks)

Building 275

Vilseck, Germany 92249

Phone +49 966-244-1104 or DSN (314) 476-1700

You will receive Temporary Lodging Allowance (TLA). Unlike its CONUS counterpart TLE, which you may use for 5 days prior to arriving in Germany, TLA is an OCONUS allowance intended to partially pay for lodging/meal expenses incurred by Soldiers and dependents while occupying temporary lodging as part of a PCS move.

You are normally authorized a maximum of 60 days TLA upon arrival at an OCONUS station, and 10 days upon departing an OCONUS station. For arrival TLA eligibility, you must actively seek permanent housing and must certify with Housing in Graf every 10 days. Payment is based on the per diem at the location of the temporary housing.

Reserve Hotels in Advance

Make reservations for temporary lodging prior to your arrival. Talk to your sponsor. On-post hotels accept reservations 180 days or more in advance. The closest hotel to 2CR Regimental Headquarters is the Kristall Inn (Army Lodging Vilseck); if you are going to the Regimental Engineering Squadron, Army Lodging Grafenwoehr.

Don't wait! Hotel rooms on post are first come, first served.

Military personnel on orders must receive a Certificate or Statement of Non-Availability from Army Lodging prior to staying in an off-post hotel.

Visit <https://home.army.mil/bavaria/housing/lodging> for a listing of easy-to-commute off-post lodging facilities!





Education - Schools

If you have school-aged children, you can pre-register prior to your arrival and finalize registration at the school. Go to www.dodea.edu/DORS for more information and to register your children.

Local DoDEA Schools

Grafenwoehr Elementary School	www.dodea.edu/GrafenwoehrES
Netzaberg Elementary School	www.dodea.edu/NetzabergES
Vilseck Elementary School	www.dodea.edu/VilseckES
Netzaberg Middle School	www.dodea.edu/NetzabergMS
Vilseck High School	www.dodea.edu/VilseckHS

Don't stress! Contact a School Liaison Officer (SLO)!

SLOs are your BEST educational resource for helping navigate this transition.

USAG Bavaria's School Liaison Officer: <https://grafenwoehr.armymwr.com/programs/school-liaison-officer-slo>

The five core services offered by SLOs:

1. **Transition Assistance (PCS Cycle)** – assistance with “paving the way” to local schools through direct family interaction.
2. **Communication Link between Command, Schools, and Families** – they are subject matter experts helping to connect Command, school, and community resources for K-12 issues.
3. **Home School Linkage and Support** – assist families by gathering and sharing information on home schooling issues, policies, and legislation from local school districts, as well as helping leverage Child, Youth & School (CYSS) resources.
4. **Partnerships in Education** – creates a volunteer network between installation and community members.
5. **Post-Secondary Preparation** – leverage installation and school resources to provide graduating military students with access to post-secondary information and opportunities.

What do I need to bring with me?

1. Orders pinpointing 2CR as the location of assignment with the student(s) name included.
2. SEALED school records OR contact information of previous school.
3. Immunization records.
4. Birth certificate or passport required only for Sure Start, Kindergarten, and 1st grade.
5. Two local emergency contact information (other than parent) and one stateside permanent contact.

Which school will my child attend?

Your housing location will determine the elementary school that your student will attend. If you don't have housing when you arrive, you may register with the closest elementary school to your hotel. Students are bused to school from all locations.

Education – Child Youth & School (CYS)

Childcare availability varies from one facility to the next. If you are interested in childcare, **you should register and request the best childcare option for your family as soon as you know you may be coming to 2CR.** Register and apply online via <https://public.militarychildcare.csd.disa.mil/mcc-central/mcchome#/>.

All children and youth are required to be registered before using any CYS program. The Parent Central Services Office located at Rose Barracks assists all in-processing families assigned to 2CR. Families who will be living at Rose Barracks, Tower Barracks (Grafenwoehr), and Netzaberg may register at the CYS office.

30 days before your requested start date for your care, you will typically receive a childcare offer. Once you accept a childcare option, you will need the following to register your children for care:

- Mailing/Physical address
- Unit name and address
- Home/Work/Cell Phone numbers
- Military email address
- 2 Local emergency designees and phone numbers
- Current immunization/shot records
- Social Security Numbers (all Family members)
- LES/Pay stub
- CYSS Health Forms (parts A, B, and C) or Part A + School Physical
- Family Care Plan (for Single and Dual Military)

For questions, contact:

usarmy.bavaria.imcom-fmwrc.list.cyss-info@army.mil



Ready to Ride: The Steps



Refer to the **USAG BAVARIA VEHICLE IN-PROCESSING ROADMAP** for more details:

https://home.army.mil/bavaria/5416/9165/8627/5_Simple_Steps_for_POV_ship_from_US_or_other_NATO_Countries_Aug23.pdf

Step One:

1. Prior to arriving in Germany, download the Drivers Testing Manual AE 190-34 and start studying. This is a helpful site with images, study guides, and practice tests. This is not necessary to receive your USAREUR license, but helpful knowledge.
2. Complete JKO training at JKO LCMS (jten.mil). **Step 1:** Select Course USA 007 and complete the 2-hour US Forces Driver's Training Program For Europe. **Step 2:** Select Course USA 007-B and successfully pass the Final Course Exam. Upon arrival in USAG Bavaria and as part of in-processing, go to the Driver's Training and Testing Station (DTTS) with your JKO certificate to obtain a USAREUR driver license.

Step Two:

After receiving notification that your POV has arrived, you must schedule an appointment with Vehicle Registration to receive temporary registration and plates for your vehicle prior to getting your vehicle from the Vehicle Processing Center. You will need to bring shipping documents, orders, stateside registration or vehicle title, your ID card, USAREUR license, proof of car insurance (international), and \$45 (credit card, check, and money order accepted) to Vehicle Registration. Temporary Registration and plates are only valid for 30 days and cannot be extended. Appointments are made using the following site:

<https://home.army.mil/bavaria/Directorates/DES/vehicleregistrationservice>

Step Three:

Once you have picked up your POV, the next step is to pass a safety inspection. More information is located at <https://home.army.mil/bavaria/Directorates/DES/vehicleinspection> and Page 19 of this guide. Vehicle Inspection accepts both appointments and drive-in customers. Appointments can be scheduled by calling DSN 526-3850 or CIV +49 9641-70-526-3850

Step Four:

The third step is to officially register your vehicle with USAREUR. After your vehicle passes inspection, head over to Vehicle Registration to receive permanent tags. You must register your vehicle within 30 days of inspection. Bring the vehicle inspection sheet, your ID card, and USAREUR license, temporary registration and tags and the application for registry (AE 190-1A). Vehicle Registration is located on Grafenwoehr. Appointments are made using the following site:

<https://home.army.mil/bavaria/Directorates/DES/vehicleregistrationservice>

Step Five:

Fuel prices at on-post gas stations in Europe are subsidized to closely match American prices. Without a fuel ration card, drivers who pump fuel at on-post gas stations will be forced to pay the local German price for gas—often much higher than prices offered on post. To get a fuel ration card for your vehicle, go to an AAFES PX or shopette. Be sure to add your spouse and any other anticipated drivers to the card during registration. You will need a fuel ration card for each vehicle you own.

Ready to Ride: What You Should Know about Vehicle Registration



Accompanied personnel are authorized three Privately Owned Vehicles (POVs) and two motorized and non-motorized recreational POVs. Unaccompanied or single personnel are authorized two POV and none motorized recreational POV. Requests for waivers to the limit of POVs must be approved by the Garrison commander.

Registration appointments are first come, first served and go fast, especially during PCS season. Visit the vehicle registration page for all your registration needs, including scheduling appointments and accessing the checklists for registration requirements!

Vehicle Registration: <https://home.army.mil/bavaria/index.php?cID=954>

Installation Regulation

To drive in Germany, either on-post or off-post, individuals on orders in Germany must have a valid USAREUR Driver's License. Individuals on TDY may utilize their stateside license along with TDY orders to operate a rental vehicle. Without a valid USAREUR license, individuals are not authorized to drive USAREUR plated vehicles.

All occupants are required to wear seat belts. Occupants between the ages of 0-12 are required to use another form of restraint. Due to low quantities of car seats and booster seats, you may want to bring one from CONUS. The 1st violation results in an automatic 7-day suspension of driving privileges. The 2nd offense is a 30-day suspension. The 3rd and subsequent offense is 90 days. Driving infractions are also reported to your CoC. You may be subject to additional repercussions.

Installation Regulation, cont.

Cell phone usage, where driver is holding the mobile device, is prohibited. You also may not text, browse, or use the cell phone itself at any time during your trip if you are driving. You may use hands-free devices and/or headsets if hearing is not reduced (i.e., utilize systems with one ear device). This restriction applies to motor vehicles and bicycles. Violations are subject to fines.

Vehicles must also pass an inspection to be registered and eligible for USAREUR license plates. The frequency of inspection depends on the age of the vehicle. Inspection frequency ranges from annually, every two years, and every three years.

NOTE: Tinted windshields and front windows are illegal in Germany. While manufacturer tint is usually acceptable, there have been cases where the inspector required the removal of factory tint.

Winter Driving

German Road Traffic Ordinance stipulates that a POV may only be operated on snowy or icy roads, black ice, or slush if all wheels are equipped with winter tires or approved all-season tires. All tires must have an Alpine "snowflake" symbol if equipped during the winter. Make sure all lights are in good working order, brakes are properly adjusted, that battery is properly charged, and battery terminals are clean and tight. Ensure all fluid and concentration levels are appropriate, including anti-freeze. Make sure that your windshield wiper blades are clean and in good condition.

Winter tires are required from October to April.

PROBLEMS IN THE WINTER

To assist you with any problems you may encounter on the roads in winter, it is a good idea to bring or buy a snow shovel, ice scraper and brush, tow chain or strap, tire chains, flashlight (with extra batteries), jumper cables, abrasive material (such as cat litter, salt, or traction mats), and a flashing yellow light.

First Aid Kit

By host nation law, each vehicle you own must contain an approved First Aid Kit (DIN 13164) with warning triangle and reflective vest. In Germany, it is unlawful to bypass a vehicle accident without stopping to render aid, unless you would be significantly endangering yourself.

Approved First Aid Kits are available at the PX (though availability may vary) and at German pharmacies (apothke).



**Required
Alpine Symbol**

Driver's Licenses



U.S. DRIVER'S LICENSES

Status of Forces Agreement (SOFA) requires that all U.S. personnel and family members assigned to Germany first have a valid U.S. driver's license, German, or other recognized country license in order to receive a USAREUR POV license. Personnel without a valid U.S. license, if wanting to receive a USAREUR license, will need to obtain a German license at your own expense. You would have to attend driver's training on the local economy (approx. \$2,000 in cost).

Individuals with graduated/limited/provisional driver's licenses will have the same restrictions listed on their USAREUR license.

USAREUR DRIVER'S LICENSE

To drive in Germany, U.S. personnel must have a valid stateside, German, or other recognized country driver's license to obtain a USAREUR driver's license. The driving age is 18 and above in most European countries. USAREUR driver's licenses are valid for 5 years. If your tour extends beyond 5 years, you must renew the license and pay the fee. Personnel must carry their U.S. license along with USAREUR license.

Keep in mind, only USAREUR license holders are authorized to drive a USAREUR registered vehicle. Not all NATO countries recognize USAREUR licenses.

Personnel planning to travel outside of Germany should obtain an international driver's license.

U.S. Forces Driver's Training Program

TWO STEPS TO YOUR USAREUR LICENSE

People aged 18 and over must first complete online driver's training and pass the USAREUR driver's test on JOINT KNOWLEDGE ONLINE (Course IDs: USA-007 and USA- 007B). CAC card users can log into JKO. CAC users can also sponsor dependents without CACs on the website. For applicants under age 18 who already possess a valid U.S. driver's license, their sponsor must request an exception to policy (ETP). The request should include the sponsor's name, rank, organization, APO mailing address, and a copy of the front and back of the applicant's driver's license.

The second and final step, after passing your online test, is to go to the Driver's Testing Station (DTTS). It takes a minimum of 48 hours for the scores to be processed to DTTS. You can then fill out an application (190-IT), take an eye test, and pay a fee for the USAREUR driver's license. The current fee is \$30 US. Personnel will receive a temporary driver's license on-site. The hard copy license will be sent to your APO box within 3-4 weeks.

If you (the Soldier) haven't taken and passed your JKO driver's test by your mandatory, assigned driver's training date (which includes the 48 hour wait time), you will need to take the one-day, in-person course scheduled for you during in-processing.

Grafenwoehr DTTS (For Vilseck as well)

Tower Barracks, BLDG 301, room 200 A/B
CIV: 09641-70-526 3922/3923/3924/3925 or 3926
DSN: 314-526-3922/3923/3924/3925 or 3926

By Appointment only!!

For more information, visit

<https://www.home.army.mil/Bavaria/index.php/newcomers>

Exam Prep

Look up the AEP 190-34 U.S. Army Europe Driver's Handbook online at https://www.afsbeurope.army.mil/Portals/30/PDFs/LRC_Bavaria_Transportation/Drivers-Handbook.pdf

You should study this book as the test material is significantly different than U.S. drivers' tests. There is a 50% fail rate of testers taking the initial 100-question test.

International Driver's Licenses

PRIOR TO ARRIVAL

If you want to travel around Europe outside of Germany, you should stop by your **local AAA (Triple A)** or **AATA (American Automobile Touring Alliance)** for an International Driving Permit before you arrive.

Visit AAA at <https://www.aaa.com/vacation/idpf.html>

Visit AATA at <http://aataidp.com/>

ALREADY HERE?

Where you make an appointment is based on your PSC Address! You will need your USAREUR driver's license, ID card, one printed passport photo, and €28.40.

PSC 411:

Address: Führerscheinstelle, Beethovenstrasse 7, Amberg 92224
Phone number: 09621-39840

PSC 415:

Address: Jahnstrasse 18, Eschenbach 92676
Phone number: 09602-79-3382

***The International Drivers Permit requirement is found on the USAG Bavaria official site at <https://home.army.mil/bavaria/Directorates/DES/drivers-license>**



ESSO Card

You will need to get an ESSO card for fuel. As U.S. military, you are eligible to pay U.S. prices for fuel instead of expensive German prices, but you need an ESSO card. Each vehicle is allotted a certain amount of fuel per month at the discounted price, but if you go over, you can always fill up off post. The only gas station (“tankstelle” in German) off post that will accept your card is an ESSO station. You must load money onto your ESSO card before the German ESSO station will accept it (call the number on the back of the card and the transaction is free and immediately available if you add money via the automated system— you will need at least \$1 on the card). You don’t have to load the card if you’re buying fuel on post.

*ESSO cards are only accepted at German ESSO stations. You cannot use the ESSO card at ESSO stations in other countries.

HOW DO I GET MY ESSO CARD?

Take your ID card and your U.S. POV registration certificate (AE Form 190-1A) to the PX’s customer service counter or to the shopette. You get one ESSO card per vehicle, but if there are additional drivers, you may request an additional card.

Visit <https://www.aafes.com/exchange-stores/overseas/germany-fuel-ration/> for more information and FAQs .

Motorcycle Licenses



Per USAREUR guidelines Soldiers, dependents, and U.S. civilians must have a motorcycle endorsement on their stateside license before arriving in Germany. Service members are required to attend the USAREUR motorcycle orientation course at their local DTTS. In addition to the endorsement, SMs must be current with one of the following:

1. **Initial Training:** Motorcycle Safety Foundation’s (MSF) Basic Rider Course (BRC) or state-approved curriculum for motorcycle operator’s safety training. This is a one-time requirement for SMs.
2. **Intermediate Training:** Based on the kind of motorcycle owned and operated, you will complete BRC-2, Military Sport Bike Riders Course, Advance Riders Course, or DoD Component defined curriculum within a year of completing initial BRC training.
3. **Sustainment Refresher Training:** Complete training every five years (BRC2, MSRC, or ARC).

Car Repairs

There’s a Car Care Center on Tower Barracks that can help. Both posts also have an Auto Skills Center where you can do some work yourself with a bit of help. Otherwise, there are several off-post car mechanics in the area—don’t forget to take a VAT form with you!

Both PXs sell regular car maintenance items, and you can also order parts through the Car Care Center. Online sites like www.rockauto.com usually ship to your APO. If you have a U.S. spec car, this can sometimes save you a lot of money as it is difficult for off-post mechanics to order U.S. parts.

Purchase oil and oil filters from the PX and bring them to the mechanic to save money!

Alcohol Consumption

The amount of alcohol consumed by a person is usually detected by a breathalyzer device or a blood test, both of which can be requested by the German Polizei without probable cause. Unlike in the U.S., you cannot refuse the breathalyzer from Polizei and they can also compel you to ride to their station for a blood test.

Alcohol levels are measured by the weight of the alcohol in a certain volume of blood. This is called Blood Alcohol Concentration (BAC). In the U.S., it is illegal to operate a vehicle with a BAC of .08 or higher. However, in Germany it is illegal to operate a vehicle with a BAC of .05 or higher and .03 or higher where there has been an accident.

WHY DO I NEED TO KNOW THIS?

Alcohol content for a German beer ranges between 4.5% and 5.5% but can get as high as 16%. U.S. beers usually have an alcohol content of 3.5-3.8%. Therefore, the BAC in Germany is lower and the beers are stronger.

If you've had a beer (or any other alcohol) and you cannot find a designated driver, contact Regimental Staff Duty for a ride, regardless of your location or the time. The Regimental Designated Driver Program is a non-punitive program that saves lives.

***vehicles, for the purposes of DUI/DWI in Germany include cars, trucks, motorcycles and any other motorized vehicle but also bicycles and e-scooters.**

Rules of the Road

Speed limits: The speed limit is 50 km/h (31 mph) in urban areas and 100 km/h (62 mph) outside city limits (unless otherwise indicated). On the autobahn the speed limit is 130 km/h (80 mph) (unless otherwise posted). Driving less than 60km/h (37 mph) on the autobahn is illegal (unless otherwise posted).

Important Documents: Have your USAREUR license, your valid U.S. driver's license, proof of insurance, and vehicle registration in the car while driving.

Rescue Lane: If you're driving on the autobahn and there is congestion, you must create a rescue lane even if there has been no accident.

Rude Gestures: You will probably be reported by the person you "flipped off" and face a hefty fine.

Disrespecting an Officer: Showing contempt or disrespect to Polizei is against the law. The offense is called "**Beamteninbeleidigung**" and means "insulting a public official or civil servant while in the course of duty." The law does not define insult, so any rude gesture or word could be considered offensive. Fines have been known to range from €25 to thousands of euros and up to a year in jail, depending on the severity of the offense.

Common German Road Signs:

"Ausfahrt" – Exit

"Einbahnstrasse" – One-way street

"Einfahrt" – Entrance

"Nebel" – Fog

"Rollspit" – Loose gravel

"Schnee" – Snow

"Stau" – Traffic (congestion)

"Umleitung" – Detour

"Unfall" – Accident



Communication – Cell Phones



There are three popular ways to receive cell phone service in Germany:

1. Check with your U.S. provider regarding an international plan (e.g., T-Mobile's Magenta Military Plan)
2. Sign a contract with a German provider. TKS and Telekom (T-Mobile) are the most commonly used providers. TKS is located in the Rose Barracks and Tower Barracks PXs. Telekom has locations in the city of Vilseck and outside of Gate 1 of Tower Barracks.
3. Pay as You Go (pre-paid) option.

WHAT YOU SHOULD KNOW

International Plans: Most major cell phone providers offer a plan or special add-on that allows you to use your phone across Germany and other countries you travel to. A primary benefit is keeping the same phone number that you have from your home country and not needing to terminate your current contract. Having a good data plan and using chat apps like "WhatsApp" makes it even simpler.

German Contract: The largest German providers require contracts. You will need a registered address in Germany and a German bank account that has an IBAN (e.g., Community Bank and Service Credit Union on Rose and Tower Barracks). Be mindful of the "Mindestlaufzeit" (minimum contract length) and "Kündigungsfrist" (cancellation period). Most contracts are for a minimum two-year period, regardless of whether you bring a phone with you. That means you cannot break the contract in the first two years. Additionally, the cancellation period usually requires that you give notice at least three months before the end of your contract, or else it will renew for another year. For example, if you start a contract in August 2020, then you can't stop paying before August 2022, and you need to provide notice of your desire to cancel no later than May 2022 or else you're stuck paying until August 2023.

Pay as You Go: There are a lot of Pay as You Go options, such as Aldi Talk, Lidl Connect, and Congstar by Telekom. Load cards cost around €10 and you can buy them at grocery stores and cell phone stores. Minutes and data are deducted from your pre-paid load as you use them. If you have no credit, you will simply be notified that you are not able to complete the call, send the message, or access the Internet.

If you don't switch to some form of international plan before you arrive in Germany, you won't have cell phone/data service once when you get here!

Keep in Touch with Family in the U.S.

WhatsApp
(free texts & calls)

Facebook Messenger (free texts & calls)

Skype
(free video calls and chats)

Magic Jack App
(free voice calls & a U.S. number)

Vonage
(U.S. number & voice calls)

Top Three Picks

1st –T-Mobile: T-Mobile has the best options. T-Mobile has two International Plans: their Magenta Military Plan and the Magenta Global plan with up to 15GBs of high-speed data and LTE coverage for \$50 extra per line per month.

2nd –AT&T: AT&T also has a "daily plan" that is similar to Verizon's and the "monthly plan" is around \$140 extra with 6GBs per month of data and similarly steep overage costs.

3rd – VERIZON: Verizon isn't the best in Europe. International Plans are expensive, and you don't get much data. They have a "daily plan," which won't work because you'll be here 365 days a year. Their "monthly plan" is an extra \$100 a month with only 5GBs of data high fees for overage.

Communication – Mail

APO, AE

Each Soldier (and any command sponsored dependents) is entitled to an overseas Army/Air Post Office (APO) address offered by the United States Postal Service (USPS). With your APO you can receive mail within the U.S. postal system. Your post office box is located on either Rose or Tower Barracks in the Community Mail Room.

BREAK DOWN

Your Postal Service Center (PSC) is either on **Rose Barracks (411)** or **Tower Barracks (415)**. Your box number is determined by the post office and provided to you when you turn in your orders. Your Army/Air Post Office, or APO, is located in Armed Forces Europe (**AE**) and the postal code for your PSC is **09112** if your PSC is in Rose Barracks or **09114** if your PSC is in Tower Barracks. Therefore, if your name is John Smith, then your mailing address will look like this example:

John Smith
PSC 411 Box XXXX
APO, AE 09112 (ONLY if your box is in Rose Barracks)

-or-

John Smith
PSC 415 Box XXX
APO, AE 09114 (ONLY if your box is in Tower Barracks)

Prior to arrival, your sponsor can provide you with your BOX number to help you begin forwarding mail.

***Most 2CR PSC boxes are in Rose Barracks unless you are assigned to Tower Barracks (i.e., Regimental Engineering Squadron – RES)**

APO, AE, cont.

THE DOs and DON'Ts

DON'T put the word “Germany” or any other city or country in your APO address (or anyone sending mail to you). You are using the American postal system.

DO send your orders ahead to your Sponsor so that they can get your APO box set up before you come! You can then mail items to yourself ahead of time.

DO send letters and packages up to 70lbs to APO when out of the area and near another Military Postal Service. Packages sent APO/FPO/DPO to APO are free through MPS! In lieu of postage, you must clearly write “MPS” on the upper right hand of the letter or parcel and the item must not enter the USPS network in the United States. For more information on mailing to APO and its restrictions, please visit:

<https://www.usps.com/ship/apo-fpo-dpo.htm?pov=international> or
<https://www.hrc.army.mil/content/Department%20of%20the%20Army%20Postal%20Program%20FAQ>



APO, AE: Shipping from the U.S.

You'll find that many merchants will ship to an APO address. The delivery timelines vary greatly. Amazon is a great option and with a Prime Membership you get faster shipping (usually 10-14 calendar days).

You will also find that some items found on familiar retail websites are not available to ship to APO. Some items are restricted from APO shipping, however, there are still other items which are acceptable that a company will just not send to APO.

All items sent to APO and from APO to the U.S. requires a customs form (PS Form 2976-R). Your sponsor can assist you with establishing your APO address prior to your arrival.

WAIT TIMES

Items shipped through the USPS Chicago APO Super Hub will usually arrive to your APO box within 10-14 days from the date it was shipped (provided it reaches Chicago within a day or two).

Items shipped through the New Jersey processing center are put on a ship and will usually arrive to your APO box after 30 days from the day it was shipped in New Jersey. Although you may receive a tracking number for these packages from the retailer, the package may not show any movement from its arrival in New Jersey up until the day the package is ready for pick-up in RB or TB.

PROHIBITED ITEMS

Aerosols, air bags, alcoholic beverages, ammunition, cigarettes, dry ice, explosives, fresh fruits and vegetables, gasoline, hemp-based products (including cannabidiol [CBD]), marijuana, nail polish, perfumes (containing alcohol), poisons, etc.

Please visit <https://www.usps.com/international/shipping-restrictions.htm> for more information

Deutsche Post, DHL, and others



You can also receive mail to your physical (house) on the German system. For money- saving purposes, it is usually cheaper to send packages from the U.S. to your APO address and packages from Germany to your physical address. For example, Amazon.com is the U.S. version of Amazon and you would ship those packages to your APO address (tax free). Amazon.de is the German version and would ship parcels to your physical address.

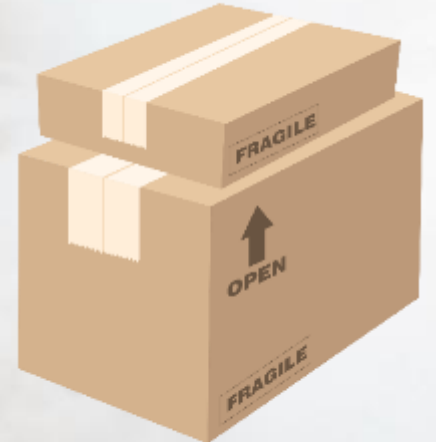
If you live on post, some German companies can deliver to your house. Organizations such as DHL have access privileges and can deliver to your doorstep. Missed deliveries are also not an issue. DHL, for example, will either attempt delivery again or take your parcel to an authorized location, such as a Deutsche Post location or German post office.

If you live on-post Rose Barracks, here is what your address will look like if your name is John Smith and you live in building 2014, unit B (your street name is never used):

Some common German parcel companies cannot access post and/or will not attempt delivery—*Hermes*, for example. Sometimes you can add a delivery note and request that a driver call when they arrive so that you can meet them at the gate. Others will sometimes request that their packages are left at a pick-up location. It is up to you how you accept your delivery.

*Military Communities such as Sorghof (right outside of Rose Barracks) and Netzbarg (right outside of Tower Barracks) are not considered to be on-post and is accessible to all, including delivery drivers.

**Items sent to your German address may incur additional customs fees depending on the origin of the package (especially from the U.S. and other non-EU countries).



Finances

Overseas Housing Allowance (OHA)

The military has created an Overseas Housing Allowance to help members deal with the problem of leasing housing off-base, on the economy.

OHA is a tax-free monthly allowance paid to service members stationed OCONUS AND who are authorized, with a Certificate of Non-Availability, to live in private housing. OHA helps to pay for housing and includes rent and utility/recurring maintenance expenses.

OHA will appear as one payment on your LES but contains your rent payment plus an amount determined by the DoD to cover the utility and recurring maintenance expenses for your location.

The amount of the rent portion of the OHA payment never exceeds the rent cost, and there are limits which vary based on paygrade and number of dependents.

Your OHA can change every month based on the exchange rate between Euro and Dollar.

Dual military couples living off base are treated as separate entities for purposes of OHA. You are both eligible to claim OHA costs up to the amount of your actual OHA limit; however, your total payment between the two of you will not exceed the actual amount of the rent. If there are dependents, one of you will receive the with- dependents rate (usually the most senior).

In other words, you cannot pocket OHA as you can with BAH.

Move-in Housing Allowance (MIHA)

MIHA is tax-free and is paid when you move in, helping to offset costs associated with initial occupancy. There are four different types of MIHA. You may be eligible for some or all of them, depending on your local situation. These include:

1. **Move-In Housing Allowance/Miscellaneous:** This is a set amount paid in a lump-sum and no receipts are required. This is used to buy necessities like sinks, toilets, light fixtures, kitchen cabinets, and a refrigerator and stove (which sometimes are not provided in overseas dwellings).
2. **Move-In Housing Allowance/Rent:** This covers all rent related expenses, receipts are required. These expenses are fixed, one-time, non- refundable charges paid to the landlord, which the member must pay before moving in. Examples are real estate agent fees, redecoration fees, and one-time lease taxes.
3. **Move-In Housing Allowance/Security:** These security related expenses are for designated areas where dwellings must be modified to minimize exposure to a terrorist or criminal threat. Receipts are required. Expenditures which are not related to the physical dwelling aren't allowed. Move-In Housing Allowance security payments must be approved by the senior officer in the country.
4. **The 4th Type Does Not Apply to Germany**

For more information about OHA, please visit <https://www.travel.dod.mil/Allowances/Overseas-Housing-Allowance/>



Finances

German Bank Account

While you aren't required to open an account overseas on a military installation, there are several advantages to having a German bank account.

There may be bills that require payment in host nation currency. It may be your rent or your utilities. You also may want financing to buy a "beater" car or that tax-free BMW that you've always dreamed of. For that, you'll need a local bank.

Service Credit Union
Rose Barracks BLDG
224 Vilseck, Germany
92249

Service Credit Union
Tower Barracks BLDG 148
Grafenwoehr, Germany
92655

Community Bank (operated by Navy Federal Credit Union)
Rose Barracks BLDG
224 Vilseck, Germany
92249

Community Bank (operated by Navy Federal Credit Union)
Tower Barracks BLDG 105
Grafenwoehr, Germany
92655

VAT Forms

Germany imposes a Value-Added Tax (VAT) of either 19% or a reduced rate of 7% on most items/services purchased. This tax is similar to a sales tax in the U.S., but it is generally already included in the price.

19% VAT is charged on most items/service.
7% is charged on basic food staple items and things like magazines and books.

You may be eligible to use the U.S. Forces Tax-Relief Program to avoid paying this tax. Please be aware that there are restrictions, and that intentional or unintentional abuse of the program will lead to personal tax liabilities, expulsion from the program, Commander or Supervisor notification, and it may be considered unlawful tax evasion.

Pricing

NF-1 VAT Forms (purchases under €2,499.99) - \$5/per form (initial purchase of forms discounted to \$40 for 10 forms)

NF-2 VAT Forms (purchases over €2,500.00) - \$65/per form

*Not all stores accept VAT. Ask First!



Finances

Buying a Car

There is an **Auto Resale Lot** in Tower Barracks by BLDG 607, between the PX and Burger King, where people park their cars to be sold. You may hear others refer to it as the “Lemon Lot.”

You may also buy a German-spec car, however, it is strongly suggested that you not buy or finance a late-model German-spec car because it can be expensive to alter the German-spec car to U.S. specifications if you want to ship it back to the U.S. Most German-spec car owners sell the car before PCSing.

It is a good thing that military personnel stationed in Europe have an opportunity to buy a U.S. specification new car at a substantial price advantage. No local taxes are due when you are located outside of the United States, and, if you are eligible, you can ship it back to the U.S. free of charge.

To take advantage of the tax-free benefit, you must be active-duty U.S. Military, a DOD Civilian ID Card holder, or a member of a U.S. diplomatic mission stationed in Germany.

Car Insurance

All persons registering a car with USAREUR must have a policy recognized by the host country authorities. German law requires minimum coverage of €7,500,000 for personal injury; €1,000,000 for property damage; and €50,000 for damages other than personal injury or property. You are required to have an Insurance Confirmation Card (ICC) in order to register your vehicle.

Popular companies, which provide automobile insurance are:

The United Services Automobile Association (USAA) at <https://www.usaa.com>

Mirascon Insurance Solution (GEICO's German counterpart) at <https://www.mirascon.com>

Popular Car Dealerships

Military Auto Source is the only on-post, factory-authorized distributor set up to sell American spec vehicles to you. They have a dealership on both Rose and Tower Barracks (both within walking distance of the PXs). They currently offer sales of Volkswagen, Toyota, Chrysler, Dodge, and other popular brands.

BMW Military Sales (Bavarian Motor Cars GmbH) is set up in just outside of Tower Barracks to offer custom built BMWs and MINIs with U.S. specifications. BMW has a website with details on their Military Sales programs.

Volvo Cars Military Sales is one of the manufacturers that can offer you a host of savings and benefits.



Recycling



Around 68% of all household waste in Germany is recycled. Familiarize yourself with the recycling system in Germany. Throwing everything into one waste bin is illegal here. Typically, plastics, paper, different-colored glass, bio-waste, and cans should be separated for recycling, while non-recyclable waste has its own bin. If in doubt, ask a neighbor.

For both on and off post homes, you will receive a recycling calendar that identifies when the different recycling categories are picked up.

Refuse or “Restmuell”

Kitchen and food waste, such as fruit and vegetable remains, leftovers, coffee filters and other organic and compostable waste; used paper products; diapers; torn clothing; ceramics and porcelain; pet litter and non-recyclable materials.

Paper or “Papier”

Cardboard, envelopes, magazines, paper egg cartons and wrapping paper.

Plastic or “Verpackung”

Plastic bags and bottles, Styrofoam, milk cartons, and aluminum.

Metal or “Dosen”

Food cans, soda cans, empty, non-hazardous spray cans and small metal items.

Glass or “Glas”

Glass bottles and jars, separated by color: clear, brown or green.

Bio waste or “Biomuell”

Plant-based biodegradable or compostable materials, such as fruit peels, coffee grinds, eggshells, and leftover vegetables.

Soldier and Family Readiness Groups (SFRGs)



Each Troop/Battery in 2CR has an SFRG. Please contact usarmy.bavaria.2-cav-regt.mbx.sfrg@army.mil, to reach the Regimental Family Readiness Support Assistant if you have any questions!

Intent of the SFRG

The SFRG “incorporates unit personnel, their family members, volunteers, and single soldiers into an integrated communication, information, and support network.”

- Shift towards “establishing high-functioning command information networks that communicate, inform, and connect commands with all unit personnel, family members, and volunteers that enable a network of mutual support.”
- Shift away from social activities (social activities can still occur for the purpose of strengthening the communication network)
- Shift away from fundraising (having informal funds is NOT required and fundraising should not be a major focus)

Volunteers Wanted!

Though SFRG volunteers are no longer required, they are most welcome at every SFRG. Volunteering for your SFRG can not only help to ensure that you and other members receive timely Command information, but has other benefits as well:

- ✓ Get to know people at your new duty station.
- ✓ Acquire skills that can be added to your resume for future employment.
- ✓ Network with Senior Advisors and other members of the 2nd Cavalry Regiment Community.
- ✓ And so much more!

2CR Community Calendar

Find **four-day weekends, extended training hours, Regimental and Squadron events**, and more on the 2CR Community Calendar.

Add to your Google Calendar:

<https://calendar.google.com/calendar/u/0?cid=MmNyY2ZyckBnbWFpbC5jb20>

View on the web:

<https://calendar.google.com/calendar/embed?src=2crcfrr%40gmail.com&ctz=Europe%2FBerlin>

Germany - Medicine

Tricare Overseas

During Installation In-processing, you and any eligible, command sponsored dependents will sign up for Tricare Overseas. You and your family will be empaneled into one of two Military Treatment Facilities (MTF) in the area. As a rule, you and your dependents will be empaneled in the MTF that is closest to your work, regardless of where you live.

Medical Information

WHO DO I CALL IF WE NEED A DOCTOR?

For emergency care, the nearest hospitals are in Amberg, Sulzbach-Rosenberg (no kinder clinic), and Weiden. For routine care you will see your Primary Care Manager. You and your family will be assigned to one of the clinics on Tower and Rose Barracks. You can also contact the Tele-health Line 24 hours a day for advice on treatment. There are vision services available on-post for beneficiaries as well.

Patient Liaison

A patient liaison is a person assigned to you in case you end up in the hospital. They speak English and German and can help solve any language barrier or other issue you might have at the hospital or other off-post medical facility.

Patient Liaison: 06371-9464-2481 / DSN 590-2481

Patient Liaison On-Call Number: 0162-297-6648 or 0162-296-8034

Military Treatment Facilities – MTFs

U.S. Army Health Clinic Vilseck (w/pharmacy)

DSN 314-590-2300

CIV 06371-9464-2300

BLDG 260, Rose Barracks

Mon – Fri 0730 – 1630 (closed on Federal Holidays and Thursdays from 1200-1630 for training)

U.S. Army Health Clinic Grafenwoehr (w/pharmacy)

DSN 314-590-3000

CIV 06371-94643000

BLDG 475

Mon – Fri 0730-1630 (closed on Federal Holidays and 1st and 3rd Thursdays from 0730-1200 for training)

Local Hospitals

Klinikum Amberg (Hospital with ER)

Mariahilfbergweg 7

92224 Amberg

Phone: 096621-380 (15.8 miles from Vilseck)

St. Anna Krankenhaus (Hospital)

Krankenhaus-Str. 16

92237 Sulzbach Rosenberg

Phone: 09661-5200 (15.0 miles from Vilseck)

Klinikum Weiden (Hospital with ER) – closest to Graf

Soellnerstrasse 16

92637 Weiden in der Oberpfalz

Phone: 0961-3030 (21.5 miles from Vilseck)





The Lay of the Land

Retail Shopping

STORE EQUIVALENTS

OBI = Home Depot

Tedi = 5 Below or Dollar Tree

Metro = Costco, Sam's

Rossmans, Mueller = Walgreens, CVS, Rite Aid

Real, Kaufland = Walmart

Media Markt = Best Buy

Edeka = Kroger, Publix, Safeway, Albertsons, Hannaford

Lidl, Aldi, Netto = Lidl, Aldi, Save A Lot, WinCo

***Don't forget to bring your own re-usable shopping bags as retailers charge a fee for shopping bags**

IN GENERAL

Tedi, Nanu-Nana, Thomas Phillips, and Hagebaumrkt = craft items

Apotheke = pharmacy

Hagebaumarkt, Poco, IKEA, Depot = Home décor/furniture

CLOTHING STORES

All ages: **H&M, Kik, C&A, NKD, Jack Wolfskins**

Women's: **Orsay, Hunkemoller, Loft (Weiden)**

Shoes: **Deichmann, Sutor**

Shopping malls: **Bayreuth, Nuremberg, Weiden, Regensburg, and Prague** (all within 2 hours)

Common German Greetings

1. **Hallo** (Hello)

2. **Tschüss** (Bye)

3. **Bitte** (Please)

4. **Danke** (Thanks)

5. **Entschuldigung** (Excuse me)

6. **Sorry** (Sorry)

7. **Formal: Können Sie mir helfen? Informal: Kannst du mir helfen?** (Can you help me?)

8. **Formal: Sprechen Sie English?; Informal: In Sprichst du English?** (Do you speak English?)

9. **Einen Moment, bitte.** (One moment, please.)

10. **Das ist alles, danke.** (That's all, thank you.)



The Lay of the Land

Train Travels

For travel around Germany, and even outside Germany, consider touring by train. There are 5 train stops within 25 minutes of either Rose Barracks or Tower Barracks (**Vilseck, Amberg, Weiden, Pressath, and Freihung**). The Vilseck, Amberg, and Weiden train stations have friendly English-speaking ticket agents who are happy to help plan your train trip.

At most kiosk locations you can change the language to English. If you're not familiar with train systems, stop by the Vilseck train station office and speak with one of their friendly ticket agents. There are lots of deals that aren't listed on the site that they can help.

For more information, visit <https://www.bahn.com>

Cheap Flights

For leisure travel, there is an on-post travel office called SATO. Their leisure office is in Tower Barracks building 244 (not to be confused with their official travel office on Rose Barracks) and they can assist with any leisure travel plans such as plane tickets, cruises, hotels, etc.

Visit CWT Sato Vacations Europe at <https://europe.satovacations.com/contactUs/contactUs.aspx>

Travel Passport

You are required to have and travel with a tourist passport if traveling outside of Germany. You are also advised to travel with the passport that contains your SOFA stamp (official or "no fee" passport) when traveling in Germany. Simply put, your tourist passport lets you out of Germany while your official passport with SOFA stamp lets you back into Germany.

The Garrison website also includes recommendations for what service members should carry (U.S. driver's license, leave Papers, ID, orders, etc.). Visit at <https://home.army.mil/bavaria/index.php/about/Directorates/dhr/passports>

The best way to make an appointment with the on-post passport office is to email the office directly. A lot of times they cannot answer the phones as they are busy processing passport applications. They will usually get back to you in a timely manner by email to answer questions and make appointments.

Their email is: usarmy.bavaria.imcom-europe.mbx.dhr-mpd-passports@army.mil



The Lay of the Land

Traveling through Germany - Day Trips

Parkstein – just 28 minutes from Rose Barracks!

Parkstein is the home of an extinct volcano. Visit the Parkstein Volcano Museum and its castle ruins.

Bayreuth – just 47 minutes from Rose Barracks!

Home of one of the world's most stunning opera houses, the Ermitage Gardens, and the Richard Wagner Festival.

Flossenbürg – just 49 minutes from Rose Barracks!

Flossenbürg Concentration Camp Memorial is tucked into a neighborhood at the edge of Markt Flossenbürg, a few miles from the Czech border. If you wish to take an English tour, you may book ahead.

Regensburg – just 1 hour and 14 minutes from Rose Barracks!

Visit the stunning Walhalla Memorial (in the style of an ancient Greek temple) in Regensburg, one of UNESCO World Heritage Site's best preserved medieval cities in Europe. See the BMW factory, the world's oldest sausage kitchen, and St. Peter's Gothic Cathedral.

Bamberg – just 1 hour and 24 minutes from Rose Barracks!

Bamberg is known for its smoked beer and delectable cuisine. Visit the Franconian Brewery Museum while you're there. Also, visit the Bamberg Cathedral where Pope Clement II rests (the only papal grave in Germany).

Traveling Outside of Germany

If you plan on driving within **Austria, Bulgaria, Czech Republic, Hungary, Romania, Slovakia, Slovenia**, or **Switzerland** you will be required to purchase a valid vignette, which is a sticker that you must affix to your windshield signifying that you have paid the appropriate taxes and fees necessary to drive along the highways of any given country. Not procuring a vignette puts you at risk of having to pay additional fines and fees (starting around €60), which will be passed from the local governments to your Chain of Command.

Vignettes are very affordable and can be acquired at any border crossing into said required country.

The cost for a vignette ranges from €8-15 for a week and €34-95 for a year.



GERMANY



Spouse Employment

USAJOBS.GOV

You can search online for federal openings by visiting USAJOBS. The homepage will allow you to run a basic search. However, if you ultimately want to apply for positions, you will need to create an account to save your favorite jobs and searches, upload your resumes and documents, make your resume searchable, and apply for jobs in the federal government.

Visit <https://www.usajobs.gov/> to start!

EUR Civ JOBS

The U.S. Army Europe and Africa civilian jobs self-advertising portal exists to simplify the experience of finding work in the European theater. The portal empowers you to advertise to the USAREUR-AF staff your eligibility and availability for open positions that may come available at some future point.

Simply provide contact and eligibility information, fill out a self-assessment based on your selected knowledge areas, and upload a resume. If suitable positions become available, USAREUR-AF hiring officials will contact you.

Visit <https://civjobs.ext.eur.army.mil/> for more information!

Soldier and Spouse Education



The Education Center on both posts can help you find the best fit for college education options. There are two colleges on post that provide limited in-person classes:

University of Maryland Global Campus
<https://europe.umgc.edu/> Embry Riddle Aeronautical University <https://worldwide.erau.edu/>

Additionally, professional guidance counselors provide a full range of adult and continuing education counseling.

Visit their webpage for more information!
<https://home.army.mil/bavaria/edcenter>



Better Opportunities for Single Soldiers – BOSS



The Better Opportunities for Single Servicemembers (BOSS) program represents the voice of the single servicemember. If you're a single servicemember, BOSS members advocate for you by advancing quality of life issues on the installation, and in the barracks, to senior leaders on post, and throughout the Army. **"Let Your Voice Be Heard"** The BOSS program is based on **three program pillars**:

- Quality of Life
- Community Service
- Recreation and Leisure

As a member of BOSS, you have a voice in how you live, how you spend your leisure time and how you support the community around you. BOSS Soldiers:

- Coordinate and participate in community services projects
- Organize recreation and leisure activities
- Actively support the quality-of-life needs of single Soldiers

BOSS Volunteers

Want to get involved in the community and don't know how? Join BOSS on one of their many volunteer outings or opportunities. Examples of program participation:

- Income-generating activities
- Event support

Garrison BOSS programs are managed by a Senior Enlisted Advisor, MWR Advisor and BOSS President. BOSS serves the Single Soldier Community - active, guard and reserve - and single parents, geographical bachelors, and other branches of service and Foreign Service Members.

BOSS membership and the program's available leadership and project management roles enhance your promotion packets.

Learn more about BOSS and how to become a member at <https://grafenwoehr.armymwr.com/programs/better-opportunities-single-soldiers-boss>.

The BOSS logo is written in a large, stylized script. The letters 'BO' are green, and 'SS' are blue. The letters have a white outline and a slight shadow effect.

**Better Opportunities
for Single Soldiers**

Installation Contacts

Fire & Emergency Services

09662-83-112 (Vilseck) –OR—112
09641-83-112 (Grafenwoehr) –OR—112

Military Police

09662-83-114 (Vilseck) –OR—114
09641-83-114 (Grafenwoehr) –OR—114

Dep. Of Emergency Services Operations

09662-83-2911
DSN 476-2911

Police Interpreter

09662-83-4315
DSN 476-4315

German Police Liaison

09662-83-4312
DSN 476-4312

Domestic Violence Hotline

09662-83-3218
DSN 476-3218

Suicide Prevention Hotline

09641-83-118
DSN 475-118

SHARP Hotline

09641-70-569-4567
DSN 569-4567

USAHC – Vilseck Behavioral Health

06371-9464-2300
DSN 590-2300

Military and Family Life Counseling Program (MFLC)

2CR 0174-886-4024
Rose Barracks 0173-604-5200 or 0152-5648-3468

School Based Behavioral Health

06371-9464-2552
DSN 590-2552

Chaplain Family Life Counseling Services

09641-70-569-7062
DSN 569-7062

Educational and Developmental Intervention Services (EDIS)

06371-9464-2305
DSN 590-2305

Family Advocacy Program (FAP)

09641-70-599-1101
DSN 599-1101





Packing (HHG, UAB, Accompanied)

Immediately upon knowing you may PCS to Germany, you should visit your local travel office to understand all travel entitlements associated with a PCS to Germany. Once you have orders, use <https://dps.move.mil/cust/standard/user/home.xhtml> to schedule your shipment.

Moving to Germany, your belongings go in one of three categories:

Household Goods (HHG): These are the bulk of your goods, will be shipped via boat, and typically take 45-60 days to arrive once shipped.

Unaccompanied Baggage (UB): These items typically are those that families want to have sooner, and typically arrive in 30-45 days. While each family's UB is different, some common items might be:

- ☐ Essential kitchen items, like dishes, flatware, and pans
- ☐ Extra clothing, particularly if seasons will change while you wait for your HHG
- ☐ Cleaning supplies, including a vacuum (compatible with the local electrical system)
- ☐ Necessary office and school supplies
- ☐ Outdoor equipment to keep everyone entertained
- ☐ Toolbox and tools you will need when your furniture arrives
- ☐ Pro gear (this doesn't count against your weight allowance, so throw it all in!)
- ☐ Electronics, including TV, gaming systems, DVD players, etc. (Remember, not all electronics will work with an adapter or transformer)
- ☐ Extra bedding, towels, and other linens

Accompanied Baggage: These are the items that you will travel with in your luggage. While all families are different, common items to pack in your accompanied baggage include:

- ☐ Uniforms and seasonal clothing
- ☐ Basic kitchen utensils and cooking supplies
- ☐ Linens and towels
- ☐ Essential documents
- ☐ Pet essentials as needed
- ☐ Toiletries



Essential Documents to Bring:

- ☐ Renew your stateside driver's license before you leave. It is a requirement for your USAREUR license. If it expires before your DEROS date, you will need to contact your state to make renewal arrangements.
- ☐ Bring several copies of your Orders and any amendments. You will need to turn them into various officials, including, but not limited to, MPD once you arrive at the Graf Reception Center (BLDG 244)
- ☐ Know your Social Security Numbers (including your children's). Arrange to bring your Social Security Cards.
- ☐ Bring your birth certificates (including your children's).
- ☐ All flight tickets (including pet passports, and pet flight confirmation whether flying commercial/Patriot Express)
- ☐ Apply for and receive your SIP/SOFA passports (for all members of your family except Soldiers).
- ☐ Bring your official marriage license.
- ☐ Bring official divorce decrees (for each divorce, for Soldier and spouse).
- ☐ Bring official citizenship/proof of naturalization.
- ☐ Bring official custody/adoption papers.
- ☐ Bring any Powers of Attorney.
- ☐ Bring insurance policy papers.
- ☐ Bring State and federal tax records.
- ☐ Bring car registrations and titles.
- ☐ Bring credit card statements.
- ☐ Bring storage records/documents.
- ☐ Bring voter registration information.
- ☐ Bring SEALED school transcripts.
- ☐ Hand-carry your medical, dental, and immunization records.
- ☐ Record the model and serial number for electronics you are bringing.



2d Cavalry PCS Checklist (Pg. 1)



Immediately Once You Think You May PCS to 2CR	
Task	Reference
<input type="checkbox"/> Schedule and complete school physicals and immunizations for all children/dependents at local military treatment facility (MTF)	N/A
<input type="checkbox"/> Initiate and complete Family Member Travel Screening on E-EFMP	Page 8: Command Sponsorship
<input type="checkbox"/> Register on MilitaryChildcare.com	Page 16: CYS
<input type="checkbox"/> Begin saving money to offset some costs associated with miscellaneous moving expenses (rental car, pet expenses, additional car shipment, etc.)	N/A
<input type="checkbox"/> Contact local veterinarian to understand flight/entry requirements for pets	N/A
<input type="checkbox"/> Visit local travel/finance office to understand what entitlements you can expect for a OCONUS PCS	Page 37: Packing
Immediately Once You Have Orders to 2CR	
<input type="checkbox"/> Complete DA Form 5434 on Army Career Tracker (ACT)	Page 6-7: TASP
<input type="checkbox"/> Schedule Household Goods (HHG) and Unaccompanied Baggage (UB) Pickup (HHG: 45-60 days; UB: 30-45 days) with travel office.	N/A
<input type="checkbox"/> Schedule your flight (commercial or Patriot Express) with local travel office	Page 10: Flights
<input type="checkbox"/> Arrange for pet shipment (commercial or Patriot Express)	Page 10-12: Flights and Pets
<input type="checkbox"/> Request childcare via Militarychildcare.com	Page 16: CYS
<input type="checkbox"/> Notify landlord to terminate lease (using orders)	N/A
<input type="checkbox"/> Complete requirements for no-fee passports for all dependents	Page 9: Passports
<input type="checkbox"/> Contact USAG Bavaria Housing and send them a copy of your orders	Page 13: Housing
<input type="checkbox"/> Schedule your POV Shipment via PCSmypov.com (typically takes 45-60 days to ship a POV).	Page 17: Vehicles
<input type="checkbox"/> Sponsor reserves and provides CMR PO BOX Number	Page 25: Mail
<input type="checkbox"/> Schedule veterinarian appointments to complete pet passport	Page 11-12: Pets



2d Cavalry PCS Checklist (Pg. 2)



45 Day Countdown	
Task	Reference
<input type="checkbox"/> Ship your Unaccompanied Baggage (UB) (typically takes 30-45 days to arrive)	
<input type="checkbox"/> Schedule and complete all dental appointments for all dependents	N/A
<input type="checkbox"/> Complete change of address form with Post Office	N/A
<input type="checkbox"/> Register your children for school as necessary	N/A
<input type="checkbox"/> Renews Drivers License and get International Driver Licenses as appropriate.	N/A
30 Day Countdown	
<input type="checkbox"/> Pack and ship your HHG (typically takes six to eight weeks to arrive)	N/A
<input type="checkbox"/> Drop off your vehicle at a local Vehicle Processing Center (VPC) for shipment (shipment takes 40-60 days)	Page 17: Vehicle Overview
<input type="checkbox"/> Arrange to disconnect utilities	N/A
<input type="checkbox"/> Dispose of worn out and unneeded items	N/A
<input type="checkbox"/> Complete online USAREUR Driver's License Course and print certificates	Page 17-20: USAREUR Licensing
<input type="checkbox"/> Call vehicle insurance company and transition policy for European coverage	Page 17-20: USAREUR Licensing
<input type="checkbox"/> Schedule final appointments for pet passports as necessary and confirm pet flight information	Page 11-12: Pets
<input type="checkbox"/> Discuss and confirm arrival timeline with unit sponsor	N/A
<input type="checkbox"/> Encourage spouse to connect with troop/squadron SFRG	Page 30: SFRG
<input type="checkbox"/> Pack and ship your HHG (typically takes six to eight weeks to arrive)	N/A
<input type="checkbox"/> Drop off your vehicle at a local Vehicle Processing Center (VPC) for shipment (shipment takes 40-60 days)	Page 17: Vehicles
<input type="checkbox"/> Schedule rental car as necessary near Grafenwohr or Vilseck	Page 17: Vehicles



2d Cavalry PCS Checklist (Pg. 3)




15 Day Countdown	
Task	Reference
<input type="checkbox"/> Receive and approve housing offer for government-owned housing.	Page 13: Housing
<input type="checkbox"/> Sponsor helps with ensuring home has necessary loaner furniture, essential supplies, requests keys, and conducts video “walk-through” of home.	N/A
<input type="checkbox"/> Complete final appointments for pet passport and ensure you print confirmation of pet flight information.	N/A
<input type="checkbox"/> Complete and update renter’s insurance for government-owned house	N/A
<input type="checkbox"/> Ship any totes to your CMR for any items that you are not taking with your personal baggage (any items shipped via USPS to your CMR typically take 10-14 days).	Page 24-25: Mail
<input type="checkbox"/> Ensure you have an international cell phone plan to contact your sponsor when you arrive.	Page 23: Cell Phones
<input type="checkbox"/> Make any final coordinations with your unit sponsor to coordinate travel from the airport if flying commercial	N/A
<input type="checkbox"/> Ensure you pack all essential documents in your carry-on luggage	Page 39: Essential Documents

Rose Barracks

This aerial map of Rose Barracks shows a complex of buildings and facilities. Key areas include:

- Top Left:** SERIKER BARRACKS AND FACILITIES, including buildings 681, 682, 683, 684, 685, 686, 687, 688, 689, 690, 691, 692, 693, 694, 695, 696, 697, 698, 699, 700, 701, 702, 703, 704, 705, 706, 707, 708, 709, 710, 711, 712, 713, 714, 715, 716, 717, 718, 719, 720, 721, 722, 723, 724, 725, 726, 727, 728, 729, 730, 731, 732, 733, 734, 735, 736, 737, 738, 739, 740, 741, 742, 743, 744, 745, 746, 747, 748, 749, 750, 751, 752, 753, 754, 755, 756, 757, 758, 759, 760, 761, 762, 763, 764, 765, 766, 767, 768, 769, 770, 771, 772, 773, 774, 775, 776, 777, 778, 779, 780, 781, 782, 783, 784, 785, 786, 787, 788, 789, 790, 791, 792, 793, 794, 795, 796, 797, 798, 799, 800, 801, 802, 803, 804, 805, 806, 807, 808, 809, 810, 811, 812, 813, 814, 815, 816, 817, 818, 819, 820, 821, 822, 823, 824, 825, 826, 827, 828, 829, 830, 831, 832, 833, 834, 835, 836, 837, 838, 839, 840, 841, 842, 843, 844, 845, 846, 847, 848, 849, 850, 851, 852, 853, 854, 855, 856, 857, 858, 859, 860, 861, 862, 863, 864, 865, 866, 867, 868, 869, 870, 871, 872, 873, 874, 875, 876, 877, 878, 879, 880, 881, 882, 883, 884, 885, 886, 887, 888, 889, 890, 891, 892, 893, 894, 895, 896, 897, 898, 899, 900, 901, 902, 903, 904, 905, 906, 907, 908, 909, 910, 911, 912, 913, 914, 915, 916, 917, 918, 919, 920, 921, 922, 923, 924, 925, 926, 927, 928, 929, 930, 931, 932, 933, 934, 935, 936, 937, 938, 939, 940, 941, 942, 943, 944, 945, 946, 947, 948, 949, 950, 951, 952, 953, 954, 955, 956, 957, 958, 959, 960, 961, 962, 963, 964, 965, 966, 967, 968, 969, 970, 971, 972, 973, 974, 975, 976, 977, 978, 979, 980, 981, 982, 983, 984, 985, 986, 987, 988, 989, 990, 991, 992, 993, 994, 995, 996, 997, 998, 999, 1000.
- Top Right:** Back Gate, Wash Rack, Old Ironside St, South Tank Trail, DEAC, RTSC, HQ CENTAC/MEDDAC, Consol. Aid Station, Training Support Center, POV Wash Rack, Chapel, Fire Dept., Railroad, POV Gas Station/Shopping, Commissary, Cinema, Clinic, Library, Ho Grande Dr, Main Gate.
- Center:** TSC EST, CATC, Gym, Mail Rooms, HQ 3d Stryker Cbrt Rgt, Stryker Brigade Combat Team, Retail M, Bank, KCM, MOSS, Central Processing, Fire Dept., Railroad, POV Gas Station/Shopping, Commissary, Cinema, Clinic, Library, Ho Grande Dr, Main Gate.
- Bottom Left:** Airfield, Green Mountain Dr, Patrick Dr, Constellation Blvd, Main Gate.
- Bottom Right:** Airfield, Green Mountain Dr, Patrick Dr, Constellation Blvd, Main Gate.

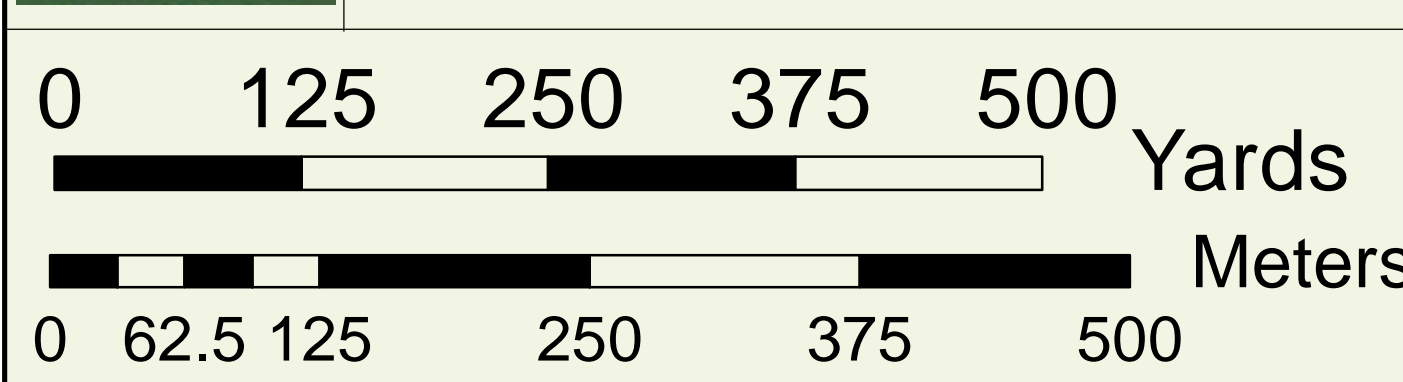
A scale bar at the bottom right indicates distances from 0 to 1,200 meters.



GE 186 - Tower Barracks Grafenwoehr



Community Map
ELLIPSOID: WGS84
PROJECTION: UTM 32N
SCALE: 1:3,500



CREATED 2/26/2021 BY
GIS Office
Tower Barracks, Bldg. 435
DSN: 475-8024 or 475-5129

LEGEND

- Installation Boundary
- Building

Area Size:
0.377521 sq km
4,063,602.2244 sq ft



Welcome to the 2d Cavalry Regiment



Always Ready!